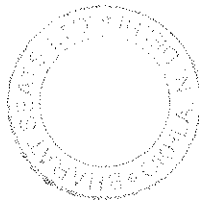


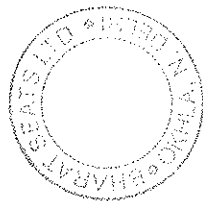
## Introductory sub-table I)(a)

Name of the Company: BHARAT SEATS LIMITED			
Scrip Code, Name of the scrip, class of security: 523229, EQUITY SHARES			
Quarter ended: 31.03.2015			
<b>Partly paid-up shares:-</b>			
	<b>No. of partly paid-up shares</b>	<b>As a % of total no. of partly paid-up shares</b>	<b>As a % of total no. of shares of the company</b>
Held by promoter/promoter group			
Held by public			
<b>Total</b>	<b>0</b>		
<b>Outstanding convertible securities: No. of outstanding securities</b>			
		<b>As a % of total no. of outstanding convertible securities</b>	<b>As a % of total no. of shares of the company, assuming full conversion of the convertible securities</b>
Held by promoter/promoter group			
Held by public			
<b>Total</b>	<b>0</b>		
<b>Warrants:-</b>			
	<b>No. of warrants</b>	<b>As a % of total no. of warrants</b>	<b>As a % of total no. of shares of the company, assuming full conversion of warrants</b>
Held by promoter/promoter group			
Held by public			
<b>Total</b>	<b>0</b>		
<b>Total paid-up capital of the company, assuming full conversion of warrants and convertible securities</b>		<b>31,400,000 Rs.62,800,000</b>	




**Statement Showing Shareholding Pattern**

Category code	Category of Shareholder	Number of Shareholders	Table (I)(a)		Total shareholding as a percentage of total number of shares		Shares Pledged or otherwise encumbered	
			Total number of shares	Number of shares held in dematerialized form	As a percentage of (A+B) <sup>1</sup>	As a percentage of (A+B+C)	Number of shares	As a percentage
			(IV)	(V)	(VI)	(VII)	(VIII)	(IX) = (VIII)/(IV)*100
(A)	<b>Shareholding of Promoter and Promoter</b>							
I	<b>Indian</b>							
(a)	Individuals/ Hindu Undivided Family	14	5035458	5035458	16.04	16.04		0.00
(b)	Central Government/ State Government(s)				0.00	0.00		0.00
(c)	Bodies Corporate	3	13683000	13683000	43.58	43.58		0.00
(d)	Financial Institutions/ Banks				0.00	0.00		0.00
(e)	Any Others(Specify)				0.00	0.00		0.00
(e-i)					0.00	0.00		0.00
(e-ii)					0.00	0.00		0.00
	<b>Sub Total(A)(1)</b>	<b>17</b>	<b>18718458</b>	<b>18718458</b>	<b>59.61</b>	<b>59.61</b>	<b>0</b>	<b>0.00</b>
2	<b>Foreign</b>							
a	Individuals (Non-Residents Individuals/ Foreign Individuals)				0.00	0.00		0.00
b	Bodies Corporate	1	4650000	4650000	14.81	14.81		0.00
c	Institutions				0.00	0.00		0.00
d	Qualified Foreign Investor				0.00	0.00		0.00
e	Any Others(Specify)				0.00	0.00		0.00
e-i					0.00	0.00		0.00
e-ii								
	<b>Sub Total(A)(2)</b>	<b>1</b>	<b>4650000</b>	<b>4650000</b>	<b>14.81</b>	<b>14.81</b>	<b>0</b>	<b>0.00</b>
	<b>Total Shareholding of Promoter and</b>	<b>18</b>	<b>23368458</b>	<b>23368458</b>	<b>74.42</b>	<b>74.42</b>	<b>0</b>	<b>0.00</b>
(B)	<b>Public shareholding</b>							
I	<b>Institutions</b>							
(a)	Mutual Funds/ UTI	1	1000	1000	0.00	0.00		
(b)	Financial Institutions/ Banks	1	34000	34000	0.11	0.11		
(c)	Central Government/ State Government(s)				0.00	0.00		
(d)	Venture Capital Funds				0.00	0.00		
(e)	Insurance Companies				0.00	0.00		
(f)	Foreign Institutional Investors	1	20248	20248	0.06	0.06		
(g)	Foreign Venture Capital Investors				0.00	0.00		
(h)	Qualified Foreign Investor				0.00	0.00		
(i)	Any Other (specify)				0.00	0.00		
(i-ii)					0.00	0.00		
(i-ii)								
	<b>Sub-Total (B)(1)</b>	<b>3</b>	<b>55248</b>	<b>55248</b>	<b>0.18</b>	<b>0.18</b>		<b>0.00</b>



<b>B 2</b>	<b>Non-institutions</b>						
(a)	Bodies Corporate	189	709449	701439	2.26	2.26	0.00
(b)	Individuals				0.00	0.00	
I	Individuals -i. Individual shareholders holding nominal share capital up to Rs 1 lakh	22183	6358735	5837975	20.25	20.25	
II	ii. Individual shareholders holding nominal share capital in excess of Rs. 1 lakh.	8	908110	908110	2.89	2.89	
(c)	Qualified Foreign Investor				0.00	0.00	
(d)	Any Other (specify)				0.00	0.00	
(d-i)					0.00	0.00	
(d-ii)							
	<b>Sub-Total (B)(2)</b>	<b>22380</b>	<b>7976294</b>	<b>7447524</b>	<b>25.40</b>	<b>25.40</b>	
<b>(B)</b>	<b>Total Public Shareholding (B)= (B)(1)+(B)(2)</b>	<b>22383</b>	<b>8031542</b>	<b>7502772</b>	<b>25.58</b>	<b>25.58</b>	
	<b>TOTAL (A)+(B)</b>	<b>22401</b>	<b>31400000</b>	<b>30871230</b>	<b>100.00</b>	<b>100.00</b>	
<b>(C)</b>	<b>Shares held by Custodians and against which Depository Receipts have been issued</b>						
1	Promoter and Promoter Group					0.00	0.00
2	Public					0.00	
	<b>Sub-Total (C)</b>	<b>0</b>	<b>0</b>	<b>0</b>		<b>0</b>	<b>0</b>
	<b>GRAND TOTAL (A)+(B)+(C)</b>	<b>22401</b>	<b>31400000</b>	<b>30871230</b>	<b>100.00</b>	<b>100.00</b>	<b>0.00</b>



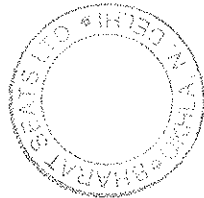
(1)(b) Statement showing holding of securities (including shares, warrants, convertible securities) of persons belonging to the category "Promoter and Promoter Group."

Sr. No.	Name of the shareholder	Details of Shares held		Encumbered shares (*)			Details of warrants		Details of convertible securities		Total shares (including underlying shares assuming full conversion of warrants and convertible securities) as a % of diluted share capital
		Number of shares held	As a % of grand total (A) + (B) + (C)	No.	As a percentage (V) = (V)/(VII) * 100	As a % of grand total (A) + (B) + (C) of sub-clause (1)(a)	Number of warrants held	As a % total number of warrants of the same class	Number of convertible securities held	As a % total number of convertible securities of the same class	
		(III)	(IV)	(V)	(VI)	(VII)	(VIII)	(IX)	(X)	(XI)	(XII)
1	MARUTI SUZUKI INDIA LIMITED	4650000	14.81		0.00	0.00		0	0	0	14.81
2	SUZUKI MOTOR CORPORATION	4650000	14.81		0.00	0.00		0	0	0	14.81
3	SHARDA MOTOR INDUSTRIES LIMITED	9000000	28.66		0.00	0.00		0	0	0	28.66
4	MR N.D.RELAN	1108950	3.53		0.00	0.00		0	0	0	3.53
5	MR ROHIT RELAN	655000	2.09		0.00	0.00		0	0	0	2.09
6	MR AJAY RELAN	619808	1.97		0.00	0.00		0	0	0	1.97
7	MRS MALA RELAN	398500	1.27		0.00	0.00		0	0	0	1.27
8	MRS RITU RELAN	272500	0.87		0.00	0.00		0	0	0	0.87
9	MRS SHARDA RELAN	193900	0.62		0.00	0.00		0	0	0	0.62
10	MS AASHITA RELAN	465500	1.48		0.00	0.00		0	0	0	1.48
11	MR RISHABH RELAN	349000	1.11		0.00	0.00		0	0	0	1.11
12	MR AASHIM RELAN	366000	1.17		0.00	0.00					1.17
13	MR PRANAV RELAN	410500	1.31		0.00	0.00					1.31
14	MR AYUSH RELAN	195800	0.62		0.00	0.00					0.62
15	RELAN INDL.FIN.LTD.	33000	0.11		0.00	0.00					0.11
<b>TOTAL</b>		<b>23368458</b>	<b>74.42</b>	<b>0</b>	<b>0.00</b>	<b>0.00</b>	<b>0</b>	<b>0</b>	<b>0</b>	<b>0</b>	<b>74.42</b>

(\*) The term "encumbrance" has the same meaning as assigned to it in regulation 28(3) of the SAST Regulations, 2011


(I)(c)(i) Statement showing holding of securities (including shares, warrants, convertible securities) of persons belonging to the category "Public" and holding more than 1% of the total number of shares

Sr. No.	Name of the shareholder	Number of shares held	Shares as a percentage of total number of shares (i.e., Grand Total (A)+(B)+(C) indicated in Statement at para (I)(a) above}	Details of warrants		Details of convertible securities		Total shares (including underlying shares assuming full conversion of warrants and convertible securities) as a % of diluted share capital
				Number of warrants held	As a % total number of warrants of the same class	Number of convertible securities held	% w.r.t total number of convertible securities of the same class	
1			0.00		0.00		0.00	
2			0.00		0.00		0.00	
3			0.00		0.00		0.00	
4			0.00		0.00		0.00	
5			0.00		0.00		0.00	
6			0.00		0.00		0.00	
7			0.00		0.00		0.00	
8			0.00		0.00		0.00	
9			0.00		0.00		0.00	
10			0.00		0.00		0.00	
<b>TOTAL</b>		<b>0</b>	<b>0.00</b>	<b>0</b>	<b>0.00</b>	<b>0</b>	<b>0.00</b>	<b>0</b>




(I)(c)(ii) Statement showing holding of securities (including shares, warrants, convertible securities) of persons (together with PAC) belonging to the category "Public" and holding more than 5% of the total number of shares of the company

Sr. No.	Name(s) of the shareholder(s) and the Persons Acting in Concert (PAC) with them	Number of shares	Shares as a percentage of total number of shares (i.e., Grand Total (A)+(B)+(C) indicated in Statement at para (I)(a) above)	Details of warrants		Details of convertible securities		Total shares (including underlying shares assuming full conversion of warrants and convertible securities) as a % of diluted share capital
				Number of warrants	As a % total number of warrants of the same class	Number of convertible securities held	% w.r.t total number of convertible securities of the same class	
1			0.00		0.00		0.00	
2			0.00		0.00		0.00	
3			0.00		0.00		0.00	
4			0.00		0.00		0.00	
5			0.00		0.00		0.00	
6			0.00		0.00		0.00	
7			0.00		0.00		0.00	
8			0.00		0.00		0.00	
9			0.00		0.00		0.00	
10			0.00		0.00		0.00	
<b>TOTAL</b>		<b>0</b>	<b>0.00</b>	<b>0</b>	<b>0.00</b>	<b>0</b>	<b>0.00</b>	<b>0</b>




(I)(d) Statement showing details of locked-in shares

Sr. No.	Name of the shareholder	Number of locked-in shares	Locked-in shares as a percentage of total number of shares (i.e., Grand Total (A)+(B)+(C) indicated in Statement at para (I)(a) above}
1			0.00
2			0.00
3			0.00
4			0.00
5			0.00
6			0.00
7			0.00
8			0.00
9			0.00
<b>TOTAL</b>		<b>0</b>	<b>0.00</b>



(II)(a) Statement showing details of Depository Receipts (DRs)

Sr. No.	Type of outstanding DR (ADRs, GDRs, SDRs, etc.)	Number of outstanding DRs	Number of shares underlying outstanding DRs	Shares underlying outstanding DRs as a percentage of total number of shares {i.e., Grand Total (A)+(B)+(C) indicated in Statement at para (I)(a) above}
1				0.00
2				0.00
3				0.00
4				0.00
5				0.00
6				0.00
7				0.00
8				0.00
9				0.00
<b>TOTAL</b>		<b>0</b>	<b>0</b>	<b>0.00</b>





(II)(b) Statement showing holding of Depository Receipts (DRs), where underlying shares held by "promoter/promoter group" are in excess of 1% of the total number of shares

Sr. No.	Name of the DR Holder	Type of outstanding DR (ADRs, GDRs, SDRs, etc.)	Number of shares underlying outstanding DRs	Shares underlying outstanding DRs as a percentage of total number of shares {i.e., Grand Total (A)+(B)+(C) indicated in Statement at para (I)(a) above}
1				0.00
2				0.00
3				0.00
4				0.00
5				0.00
6				0.00
7				0.00
8				0.00
9				0.00
<b>TOTAL</b>			<b>0</b>	<b>0.00</b>

